



# CLEAF

thermo structured surfaces

YOSEMITE HAS BEEN DESIGNED TO CAPTURE THE MOVEMENT OF THE WOODGRAIN THROUGH THIS SPECIFIC MANUFACTURING PROCESS WHICH ALLOWS THE SURFACE TO FEEL SMOOTH AND POLISHED, WHILE STILL LOOKING DISTINCTLY TRIDIMENSIONAL.



# • yosemite


PANELS | DOORS | ABS EDGING

[www.cleaf.com.au](http://www.cleaf.com.au)


# yosemite

# CLEAF

thermo structured surfaces




S014 AQUAMARINE



S015 LIGHT CARBON




S013 OLD JACK



S012 BURNET



S011 MILKSHAKE



U129 NERO

*Colours may vary from the photographs depicted in this brochure.  
We recommend to make your final selection from a real CLEAF sample.*

## DISTRIBUTORS

### NSW

Nover Pty Ltd  
19 Wonderland Drive, Eastern Creek  
NSW 2766  
T: 1300 668 371 F: 1300 668 372  
www.nover.com.au

### SA

VP Surface Solutions  
27 Nylex Ave, Salisbury South  
SA 5106  
T: (08) 8281 3444 F: (08) 8281 3184  
www.veneerpanels.com.au

### QLD

Nover Pty Ltd  
98 Freight St, Lytton  
QLD 4178  
T: 1300 599 057 F: 1300 599 347  
www.nover.com.au

### WA

JH Wilberforce Pty Ltd  
100 Mulgul Rd, Malaga WA 6090  
T: (08) 9340 6222 F: (08) 9340 6262  
www.jhwilberforce.com.au

www.cleaf.com.au